



CLOSE THE GAPS: MATHEMATICS

Customizable Worksheets with Storyboard That

Three Steps Towards Closing the Math Learning Gap

1

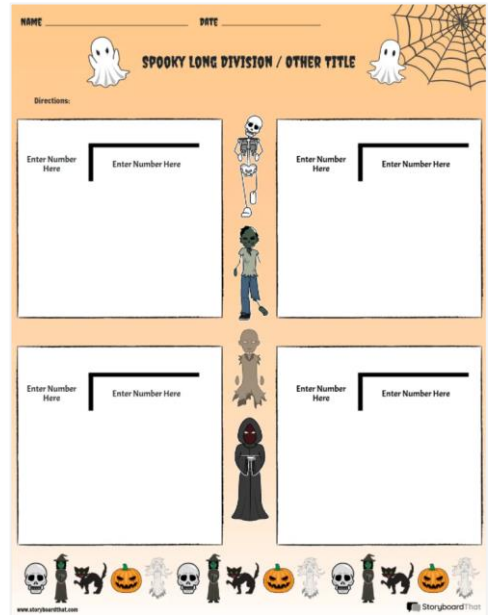
Determine where your students are: Since typical instruction has changed dramatically across the globe due to the pandemic, it is important to first determine where each student is academically. For math, this step usually includes a formal assessment and could come in the form of writing or a verbal conversation.

2

Plan and implement, but be prepared to adapt: Now that you have an idea of what your students need on an individual basis, it is time to prepare. However, your lessons may look completely different than they did a few years ago, as times have changed dramatically. Be ready to make changes, and keep in mind that this is a strange time for everyone, and your day-to-day classes may never be the same.

3

Collaborate: Meet with other teachers in your school to discuss and analyze assessments, and the progress of students in your class and other classes. Find similarities of needs and work together to provide and tailor lessons that reteach, review, or challenge your students.




Our Storyboard That math worksheet [templates](#) make it easy for you to meet the needs of all of your students, no matter where are in their learning journey!



New Resources

Here's a roundup of our latest content this month! We've added a **TON of new templates** for you to create your own **worksheets, infographics, and posters** to print out or use in your SBT account! To see all our [teacher resources](#), scroll to the bottom of your teacher dashboard.

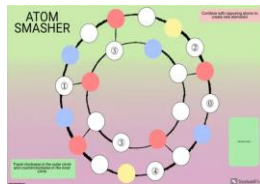
Word Walls



Flow Charts



Board Games



Newspaper Project



Weekly Planners



Visual Vocabulary



Follow us on social media to see all our newest content!



