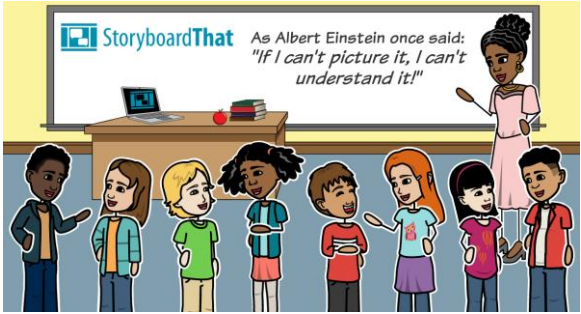




Welcome to Storyboard That's July Newsletter!

Each month our newsletter will be packed with new art, features, and resources. You'll also find cool teacher tips, and relevant information about what's going on in the education world, and much more!

CLOSE LEARNING GAPS



Using Storyboard That with students has proven to be an excellent tool for differentiating lesson plans and customizing a **personalized learning experience** for students!

Author [Roger Essley](#), says: "Storyboarding is supported by cognitive learning research that shows most students are visual processors."

StoryboardThat is a dynamic tool that can be used for students with a wide range of abilities to demonstrate their understanding of a vast array of subjects, giving teachers the flexibility to personalize each student's experience and **differentiate** each lesson to their students' needs.

The Covid-19 pandemic has greatly amplified existing inequities students and teachers face which may have long-lasting impacts.

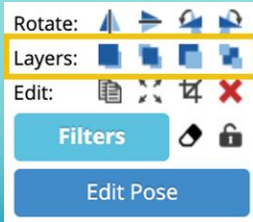
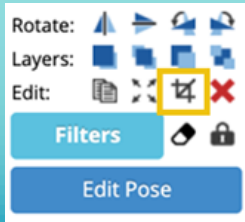
In order to "close the gaps" next year, teachers are turning to a more **individualized approach** and creating learning plans that are personalized to students' needs.

[View Differentiated Instruction Post](#)

[View Poster Template Gallery](#)



Teacher Tip: To add depth and visual interest to your storyboards, use the crop and layering tools! These tools are found on the editing palette.



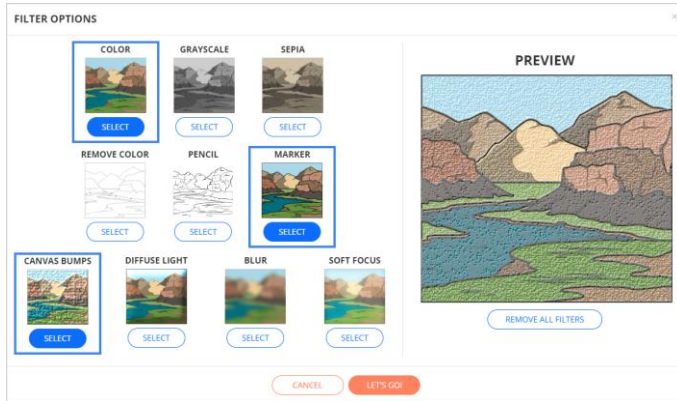
NEW FEATURE

While **filters** have always been a feature in the Storyboard Creator, we made it a lot easier to add a little something extra to your creations!

The new **filter window** allows you to see exactly what the item will look like with each selected filter. You can double up on filters to add that extra level of customization. It works on everything: scenes, characters, items, and uploaded images!

Filters can help **convey mood and story**. Grayscale and Sepia give your storyboards an old-timey feel. The soft focus or diffuse filters can show memories or dreams. Blurring or silhouetting add elements of mystery.

To add a filter, select the item and **click the blue "filters" button** to bring up the preview window. When you're ready to go, click "Let's Go".



Contact us at hello@storyboardthat.com or 617-607-4259 for help, ideas, feedback or anything else you need!



NEW ART

Our artists are always hard at work creating incredible new scenes, characters, and items to help boost creativity! You can see some of our faves to the right.

New Scenes

- Ancient Civilizations (Historical)
- Forest Fire (Outdoors)
- Mount Rushmore (U.S. History)
- Movie Theater (Entertainment)
- Gym Bleachers (School)

We've also added a ton of **animals**, new **Ancient Civ** characters, **Indigenous** characters, **superheroes**, and we continue to increase the **diversity** across all character categories.



SAVE THE DATE!

Join us in August for our **Back to School Webinars** where we'll go over all you need to know to start the new school year off with Storyboard That!

When: Tuesday 8/3 11:00 EST & Thurs 8/19 2:00 EST

What We'll Cover in Just 1 Hour!

- How to use SBT in your classroom
- Ideas for effective assignments that engage students
- Time-saving tips and tricks

NEW RESOURCES

We are always adding new content. Check out some of the most recent additions from teachers Lauren Ayube and Liane Hicks! You can find all our [teacher resources](#) at the bottom of your teacher dashboard.

Amal Unbound



A Night Divided



Return to Sender



Landforms & Bodies of Water



Norse Mythology



Stars Beneath Our Feet



Follow us on social media to see all our newest content!



Contact us at hello@storyboardthat.com or 617-607-4259 for help, ideas, feedback or anything else you need!