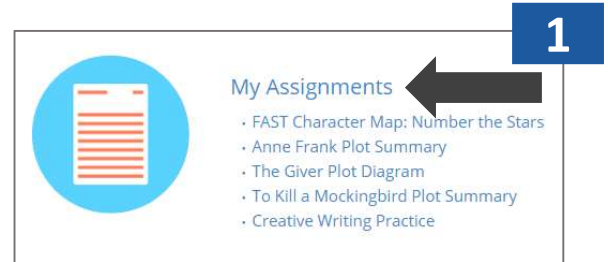


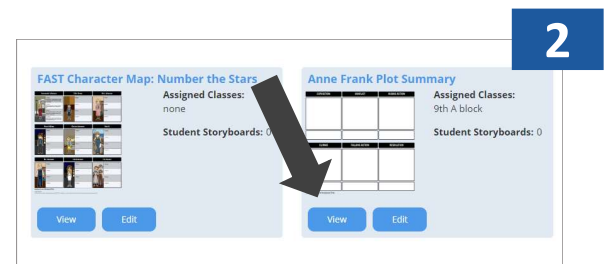
Viewing Student Work

Step 1: Click "My Assignments".

If the assignment you're looking for isn't listed on the dashboard, you can view them all on one page.

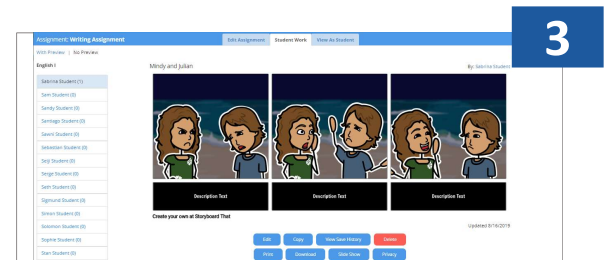


Step 2: Click "View" on the Assignment.



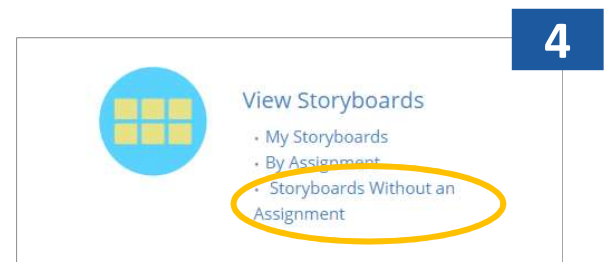
Step 3: Student work will be displayed front and center.

Navigate student work using the side tab in the default view



Step 4: Viewing Storyboards not in an assignment.

If your students haven't saved their work to the assignment, you can find it and change the assignment folder



Success! You can now view your student's work for grading!