
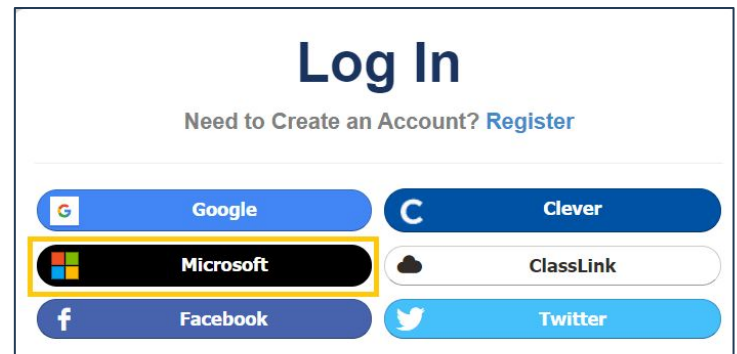


How STUDENTS Log In

Step 1: Students go to storyboardthat.com and click "Log In."




Step 2: Students click the "Microsoft" button.



Step 3: Students follow prompts from Microsoft.

Students enter the same user name/email and password they use for Microsoft.



Success! Your Students Have Logged in with Microsoft!

